

STEDGE

PRODUCT SHEET

STEDGE SHELF ANNIVERSARY EDITION

DESIGNED BY LEONARD ALDENHOFF

Stedge is all about lightness, purism and a clear structure. The design is an optical illusion as the solid shelves seem to hang by thread. Its thin construction creates a moment of wonder as to how it is possible to hang the shelves on the wall but the minimum usage of needed parts is used to generate a stable and functional shelf.

YEAR OF DESIGN

2024

CATEGORY

Storage and shelving

MATERIALS

Solid oak shelf and brass wire

ASSEMBLY

Instructions manual included

MOUNTING

Template included

WIRE

Long and short included

NUMBER OF POSSIBLE ADD-ONS

Unlimited

WEIGHT ON SHELF

Max 10 KG

FITTING BOLTS

Included

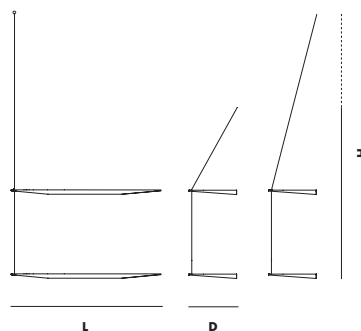
PACKAGING DIMENSIONS

L 845 x D 265 x H 70 MM

L 33.3 x D 10.4 x H 2.8 "

MAINTENANCE

For daily care, wipe off with a clean, moist cloth followed by a soft dry cloth



DIMENSIONS

L 800 x D 220 x H 1200 MM (long wire)

L 31.4 x D 8.6 x H 47.2 "

L 800 x D 220 x H 770 MM (short wire)

L 31.4 x D 8.6 x H 30.3 "

SHELF

20 MM (at its thickest), 4 MM (at its thinnest)

SPACE BETWEEN SHELVES

400 MM / 15.7"

ITEM NO / COLOUR

140030 White pigmented oak

140036 White pigmented oak add-on

STEDGE SHELF (80 CM)

DESIGNED BY LEONARD ALDENHOFF

Stedge is all about lightness, purism and a clear structure. The design is an optical illusion as the solid shelves seem to hang by thread. Its thin construction creates a moment of wonder as to how it is possible to hang the shelves on the wall but the minimum usage of needed parts is used to generate a stable and functional shelf.

YEAR OF DESIGN

2015

CATEGORY

Storage and shelving

MATERIALS

Solid oak shelf and black painted metal wire

ASSEMBLY

Instructions manual included

MOUNTING

Template included

WIRE

Long and short included

WEIGHT ON SHELF

Max 10 KG

FITTING BOLTS

Included

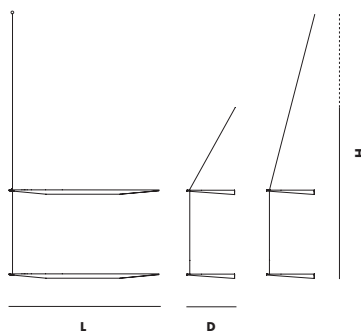
PACKAGING DIMENSIONS

L 845 x D 265 x H 70 MM

L 33.3 x D 10.4 x H 2.8 "

MAINTENANCE

For daily care, wipe off with a clean, moist cloth followed by a soft dry cloth



DIMENSIONS

L 800 x D 220 x H 1200 MM (long wire)

L 31.4 x D 8.6 x H 47.2 "

L 800 x D 220 x H 770 MM (short wire)

L 31.4 x D 8.6 x H 30.3 "

SHELF

20 MM (at its thickest), 4 MM (at its thinnest)

SPACE BETWEEN SHELVES

400 MM / 15.7"

ITEM NO / COLOUR

140012 White pigmented oak

140013 Smoked oak

140014 Black painted oak

STEDGE SHELF (60 CM)

DESIGNED BY LEONARD ALDENHOFF

Stedge is all about lightness, purism and a clear structure. The design is an optical illusion as the solid shelves seem to hang by thread. Its thin construction creates a moment of wonder as to how it is possible to hang the shelves on the wall but the minimum usage of needed parts is used to generate a stable and functional shelf.

YEAR OF DESIGN

2015

CATEGORY

Storage and shelving

MATERIALS

Solid oak shelf and black painted metal wire

ASSEMBLY

Instructions manual included

MOUNTING

Template included

WIRE

Long and short included

WEIGHT ON SHELF

Max 10 KG

FITTING BOLTS

Included

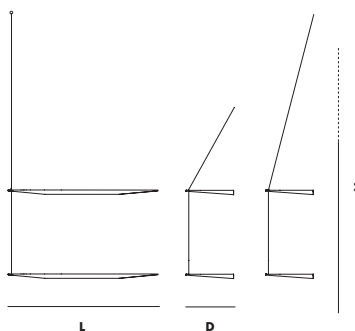
PACKAGING DIMENSIONS

L 845 x D 262 x H 70 MM

L 33.3 x D 10.3 x H 2.8 "

MAINTENANCE

For daily care, wipe off with a clean, moist cloth followed by a soft dry cloth



DIMENSIONS

L 600 x D 220 x H 1200 MM (long wire)

L 23.6 x D 8.6 x H 47.2 "

L 600 x D 220 x H 770 MM (short wire)

L 23.6 x D 8.6 x H 30.3 "

SHELF

20 MM (at its thickest), 4 MM (at its thinnest)

SPACE BETWEEN SHELVES

400 MM / 15.7"

ITEM NO / COLOUR

140016 White pigmented oak

140017 Smoked oak

140018 Black painted oak

STEDGE ADD-ON SHELF (80 / 60 CM)

DESIGNED BY LEONARD ALDENHOFF

Stedge is all about lightness, purism and a clear structure. The design is an optical illusion as the solid shelves seem to hang by thread. Its thin construction creates a moment of wonder as to how it is possible to hang the shelves on the wall but the minimum usage of needed parts is used to generate a stable and functional shelf.

YEAR OF DESIGN

2015

CATEGORY

Storage and shelving

MATERIALS

Solid oak shelf and black painted metal wire

ASSEMBLY

Instructions manual included

MOUNTING

Template included

NUMBER OF POSSIBLE ADD-ONS

Unlimited

WEIGHT ON SHELF

Max 10 KG

FITTING BOLTS

Included

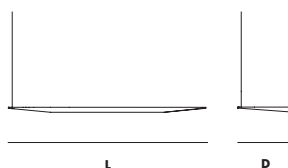
PACKAGING DIMENSIONS

L 65 x D 260 x H 70 MM

L 33.3 x D 10.2 x H 2.6 "

MAINTENANCE

For daily care, wipe off with a clean, moist cloth followed by a soft dry cloth



DIMENSIONS

L 800 x D 220 MM (80 cm)

L 31.4 x D 8.6 "

L 600 x D 220 MM (60 cm)

L 23.6 x D 8.6 "

SHELF

20 MM (AT ITS THICKEST), 4 MM (AT ITS THINEST)

SPACE BETWEEN SHELVES

400MM / 15.7"

ITEM NO / COLOUR

140020 White pigmented oak (80 cm)

140023 Smoked oak (80 cm)

140024 Black painted oak (80 cm)

140026 White pigmented oak (60 cm)

140027 Smoked oak (60 cm)

140028 Black painted oak (60 cm)